

2019
TOW SPORTS

WAKE™ PRO 230

Stability, Power and Music
to Tow Like a Pro

WAKE™ Package


- Speed-Based Ski Mode
- LinQ™ Retractable Ski Pylon
- Removable Wakeboard Rack
- Boarding Ladder
- WAKE™ Graphics
- BRP Audio-Premium (Optional)



 Teal Blue Metallic
and Lava Red

iTC / **iBR** / **ST3** / **CLCS** / **ECO**

Capacity

Rider capacity	
Weight capacity	600 lb / 272 kg
Fuel capacity	15.9 US gal / 60 L
Glove Box	0.6 US gal / 2.5 L
Front Bin	26.5 US gal / 100 L
Storage capacity - Total	27.1 US gal / 102.5 L

Dimensions

Length (bumper to bumper)	135.9" / 345.1 cm
Width	49.4" / 125.5 cm (w/o RACK)
Height	44.9" / 114 cm

Hull

Type	ST3 Hull™
Material	Fiberglass

Other features

iControl®	RF D.E.S.S.™ Key
ECO® Mode	Direct Access Front Storage
Standard Seat	Watertight Phone Box
Split Seat (2 parts)	LinQ™ Attachment System
Ergolock™ System	BRP Audio-Premium (Optional)
Seat Strap	Wide-Angle Mirrors
High-Performance VTS™ (Variable Trim System)	Handgrip with Palm Rests
Boarding Ladder	Footwell Carpets
Ski Tow Eye	Large Swim Platform
	Tilt Steering

*Electronic brake, neutral and reverse.

Rotax® Engine 1500 HO ACE™

Intake system	Supercharged with external intercooler
Displacement	1,494 cc
Cooling	Closed-Loop Cooling system (CLCS)
Reverse system	Electronic iBR®*
Fuel type	87 octane
Throttle System	iTC™ (Intelligent Throttle Control) system
Exhaust System	D-Sea-Bel™ system

Gauge

Type of Gauge	7.6" Wide Digital Display
Main Functions	Speedometer RPM Clock VTS™ Display Water Temperature Vehicle Hour Display Sport Mode ECO® Mode Slow Mode Speed Limiter Ski Mode

Weight

Dry weight	815 lb / 370 kg
------------	-----------------

Warranty


BRP limited warranty covers the watercraft for one year.



Feature Highlights



Exclusive quick-attach system on the largest swim platform in the industry that allows for easy installation of accessories.¹



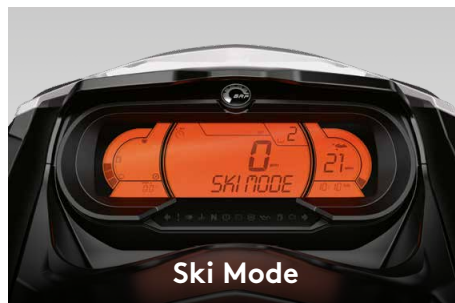
An industry-first manufacturer-installed, truly waterproof, Bluetooth[®] audio system.²



A quick install retractable ski pylon that stows away when not in use. Features spotter handgrips and rope storage.



Provides easy transport of a wakeboard.³



Five preset acceleration profiles make it easy to deliver a smooth launch and maintain consistent pace.



An innovative hull that sets the benchmark for rough water handling, stability, and offshore performance.

Trailer (optional)

- Fully adjustable carpeted bunks (side-to-side/front-to-back) allow you to change bunk angles to fit all watercraft.
- Custom frame design requires less water to load and unload watercraft.
- Sealed maintenance-free wheel bearings for added peace of mind.
- All models are available with a galvanized frame for extended life in all weather conditions or in a painted black version, with or without Marine Jack.
- Move I Extended 1250 and Move II are also available in an aluminum frame, that delivers better corrosion resistance to significantly extend life of trailer.



Aluminum MOVE II



Aluminum MOVE I Extended 1250